

Notice is hereby given that a public meeting of the Dental Hygiene Board of California (DHBC) will be held as follows:

DHBC Public Teleconference Meeting Agenda

**Saturday, October 8, 2022
9:00 a.m. - Adjournment**

Pursuant to the provisions of Government Code section 11133, neither a public nor teleconference location is provided. Members of the public may observe or participate using the link below. Due to potential technical difficulties, please consider submitting written comments via email at least five business days prior to the meeting to dhbcinfo@dca.ca.gov for consideration.

Instructions for Meeting Participation

The DHBC will conduct the meeting via WebEx computer program. The preferred audio connection is via telephone conference and not the microphone and speakers on your computer. The phone number and access code will be provided as part of your connection to the meeting. Please see the instructions attached hereto to observe and participate in the meeting using WebEx from a Microsoft Windows-based PC.

For all those who wish to participate or observe the meeting, please log on to the website below. If the hyperlink does not work when clicked on, you may need to place the cursor on the hyperlink, then right click. When the popup window opens, click on "Open Hyperlink" to activate it and join the meeting.

<https://dca-meetings.webex.com/dca-meetings/j.php?MTID=mf8901f1cac0a18ef19cad128ed1af9ee>

Event Number ID: 2485 775 4372 Password: DHBC1082022

Audio conference: US Toll Number: +1-415-655-0001

Access code: 248 577 54372

Passcode: 34221082

Members of the Board

President – Dr. Carmen Dones, RDH Educator Member

Vice President – Noel Kelsch, RDHAP Member

Secretary – Denise Davis, Public Member

RDH Member – Sonia "Pat" Hansen

RDH Member – Nicolette Moultrie

Public Health Dentist Member - Dr. Timothy Martinez

Public Member – Susan Good

Public Member – Sherman King

Public Member – Erin Yee

**The DHBC welcomes and encourages public participation in its meetings.
Please see public comment specifics at the end of this agenda.**

The DHBC may act on any item listed on the agenda, unless listed as informational only. All times are approximate and subject to change. Agenda items may be taken out of order to accommodate speakers and to maintain a quorum. The meeting may be cancelled without notice.

Agenda

1. Roll Call & Establishment of Quorum.
2. Public Comment for Items Not on the Agenda.
[The DHBC may not discuss or act on any matter raised during the Public Comment section that is not included on this agenda, except whether to decide to place the matter on the agenda of a future meeting (Government Code sections 11125 & 11125.7).]
3. President's Welcome.
4. Discussion and Possible Action to Approve the July 23, 2022, Full Board Meeting Minutes.
5. Licensing and Examination Committee Report.
6. Discussion and Possible Action on the Recommendations of the Alternative Pathway to Licensure Taskforce.
7. Discussion and Possible Action to Amend California Code of Regulations, Title 16, Section 1119 (formerly 1115): Retired License.
8. Discussion and Possible Action on Draft 2023 Sunset Review Report.
9. Future Agenda Items.

<<Recess to Reconvene the Full Board for Closed Session>>

10. Closed Session – Full Board

The Board may meet in Closed Session to deliberate on disciplinary matters pursuant to Government Code section 11126, subdivision (c)(3). If there is no closed session at this meeting, it will be announced.

<<Return to Open Session>>

11. Adjournment.

Due to technological limitations, adjournment will not be broadcast via WebEx. Adjournment will immediately follow Closed Session, and there will be no other items of business discussed.

Public comments will be taken on the agenda items at the time the specified item is raised. Government Code section 11125.7 provides the opportunity for the public to address each agenda item during discussion or consideration by the Board prior to the Board taking any action on said item. Members of the public will be provided appropriate opportunities to comment on any issue before the Board, but the Board President may, at his or her discretion, apportion available time among those who wish to speak. Individuals may appear before the Board to discuss items not on the agenda; however, the Board can neither discuss nor take official action on these items at the time of the same meeting (Government Code sections 11125, 11125.7(a)).

A person who needs a disability-related accommodation or modification in order to participate in the meeting may make a request by contacting DHBC at 916-263-1978, via email at dhbcinfo@dca.ca.gov, or by sending a written request to 2005 Evergreen Street, Suite 1350, Sacramento, CA 95815. Providing your request at least five business days prior to the meeting will help to ensure availability of the requested accommodation.

HOW TO – Join – DCA WebEx Event

The following contains instructions to join a WebEx event hosted by the Department of Consumer Affairs (DCA).

NOTE: The preferred audio connection to our event is via telephone conference and not the microphone and speakers on your computer. Further guidance relevant to the audio connection will be outlined below.

1. Navigate to the WebEx event link provided by the DCA entity (an example link is provided below for reference) via an internet browser.

Example link:

<https://dca-ca.webex.com/dca-ca/onstage/g.php?MTID=eb0a73a251f0201d9d5ef3aaa9e978bb5>

The screenshot shows a web browser window with the URL <https://dca-ca.webex.com/dca-ca/onstage/g.php?MTID=eb0a73a251f0201d9d5ef3aaa9e978bb5>. The page header includes the California Department of Consumer Affairs logo and name. The main content area is divided into two sections. On the left, under 'Event Information: 3/26', the event status is 'Started', the date and time is 'Thursday, March 26, 2020 10:30 am Pacific Daylight Time (San Francisco, GMT-07:00)', and the duration is '1 hour'. On the right, under 'Join Event Now', there is a form to provide information for joining the event. The form includes fields for 'First name', 'Last name', 'Email address', and 'Event password'. Below the form, there is a 'Join Now' button and a link to 'Join by browser NEW!'. At the bottom, there is a note: 'If you are the host, [start your event](#)'.

2. The details of the event are presented on the left of the screen and the required information for you to complete is on the right.
NOTE: If there is a potential that you will participate in this event during a Public Comment period, you must identify yourself in a manner that the event Host can then identify your line and unmute it so the event participants can hear your public comment. The 'First name', 'Last name' and 'Email address' fields do not need to reflect your identity. The department will use the name or moniker you provide here to identify your communication line should you participate during public comment.

HOW TO – Join – DCA WebEx Event

The screenshot shows a web browser window with the URL dca-ca.webex.com/mw3300/mywebex/default.do?nomenu=true&siteurl=dca-ca&service=6&rnd=0.5620032359143548;main_url=https%3A%2F%2Fdca-ca.webex.com%2Fec3300%2Feventcenter%2Fevent%2FeventAction.do%3F. The page header includes the DCA logo and the text "California Department of Consumer Affairs".

Event Information: 3/26

Event status: Started
Date and time: Thursday, March 26, 2020 10:30 am
Pacific Daylight Time (San Francisco, GMT-07:00)
[Change time zone](#)
Duration: 1 hour
Description:

By joining this event, you are accepting the Cisco Webex [Terms of Service](#) and [Privacy Statement](#).

Join Event Now

To join this event, provide the following information.

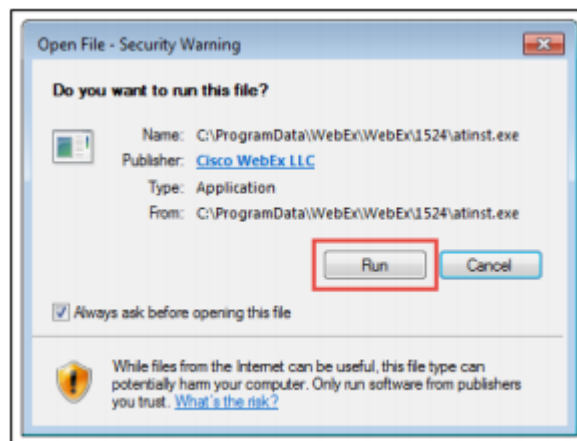
First name: Jason
Last name: Piccione
Email address: jason.piccione@dca.ca.gov
Event password: *****

Join Now
Join by browser **NEW!**
If you are the host, [start your event](#)

3. Click the 'Join Now' button.

NOTE: The event password will be entered automatically. If you alter the password by accident, close the browser and click the event link provided again.

4. If you do not have the WebEx applet installed for your browser, a new window may open, so make sure your pop-up blocker is disabled. You may see a window asking you to open or run new software. Click 'Run'.



Depending on your computer's settings, you may be blocked from running the necessary software. If this is the case, click 'Cancel' and return to the browser tab that looks like the window below. You can bypass the above process.

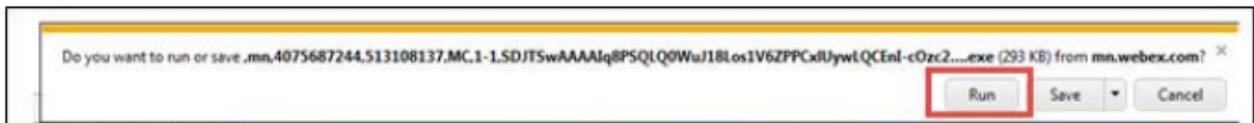
HOW TO – Join – DCA WebEx Event

Starting Webex...



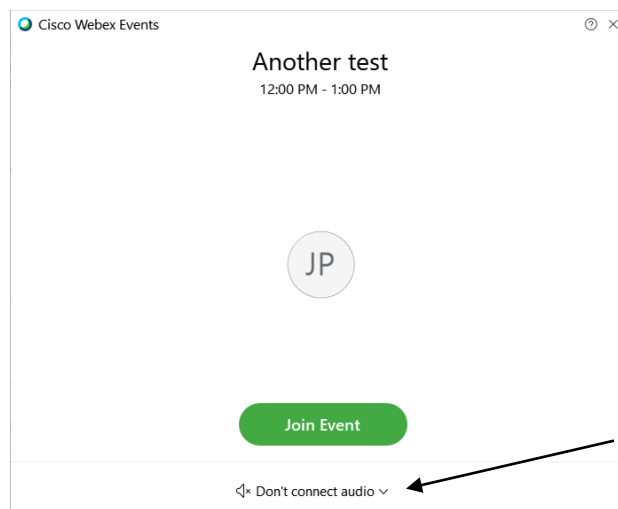
Still having trouble? [Run a temporary application](#) to join this meeting immediately.

5. To bypass step 4, click 'Run a temporary application'.
6. A dialog box will appear at the bottom of the page, click 'Run'.



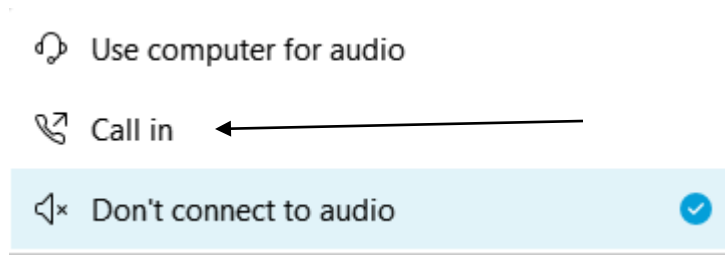
The temporary software will run, and the meeting window will open.

7. Click the audio menu below the green 'Join Event' button.

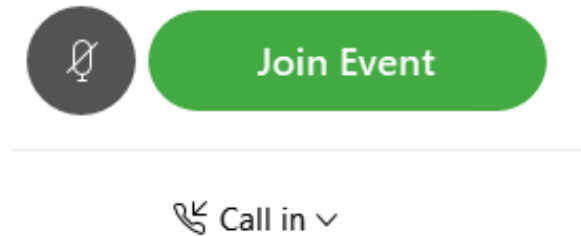


HOW TO – Join – DCA WebEx Event

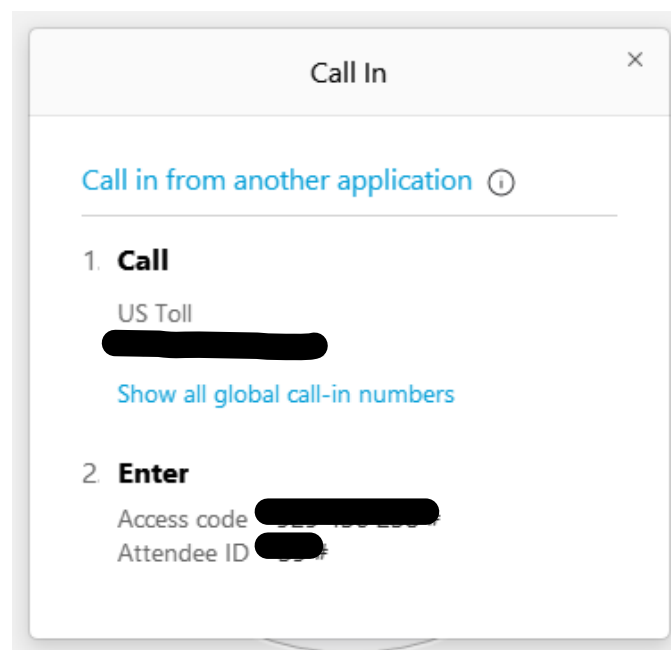
8. When the audio menu appears click 'Call in'.



9. Click 'Join Event'. The audio conference call in information will be available after you join the Event.



10. Call into the audio conference with the details provided.

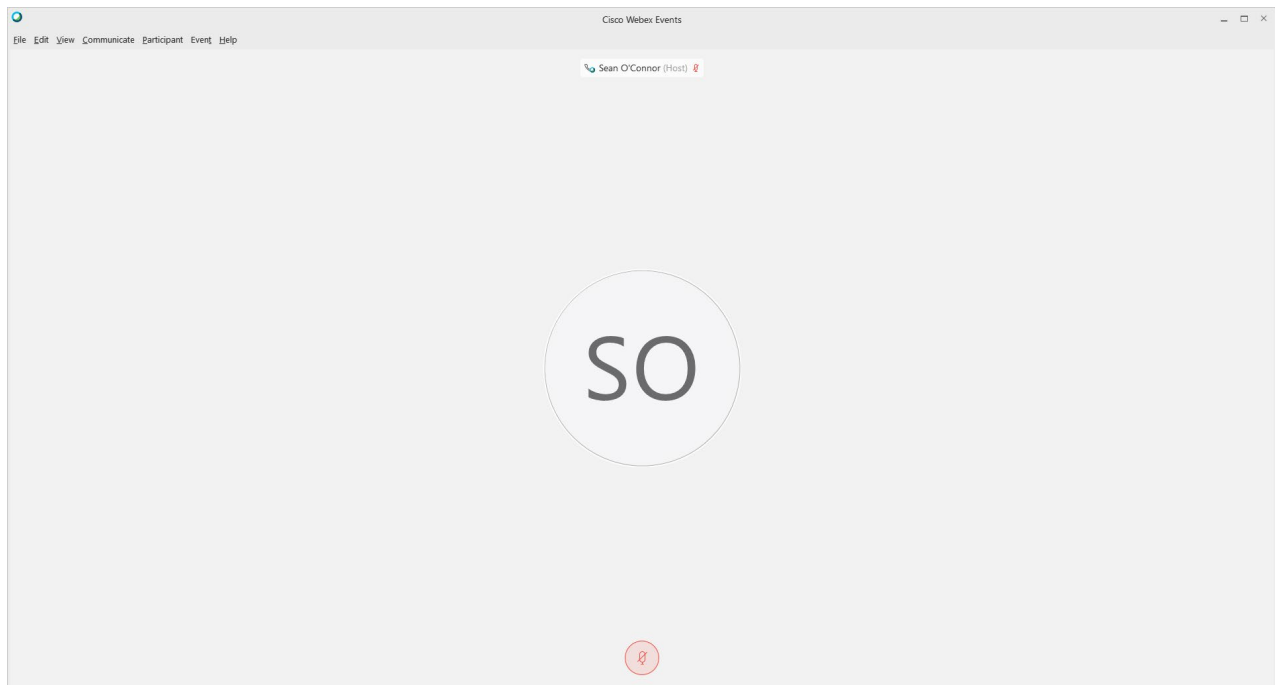


HOW TO – Join – DCA WebEx Event

NOTE: The audio conference is the preferred method. Using your computer's microphone and speakers is not recommended.

Once you successfully call into the audio conference with the information provided, your screen will look like the screen below and you have joined the event.

Congratulations!

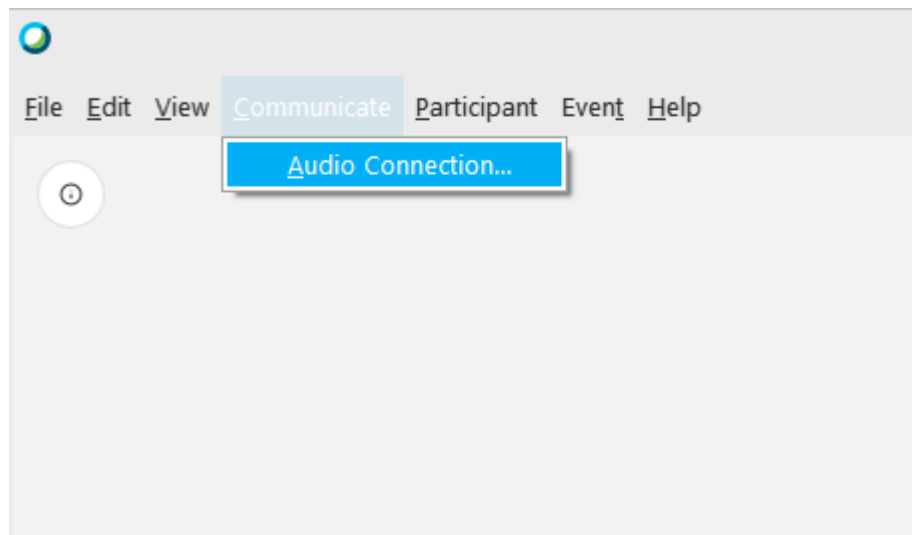


NOTE: Your audio line is muted and can only be unmuted by the event host.

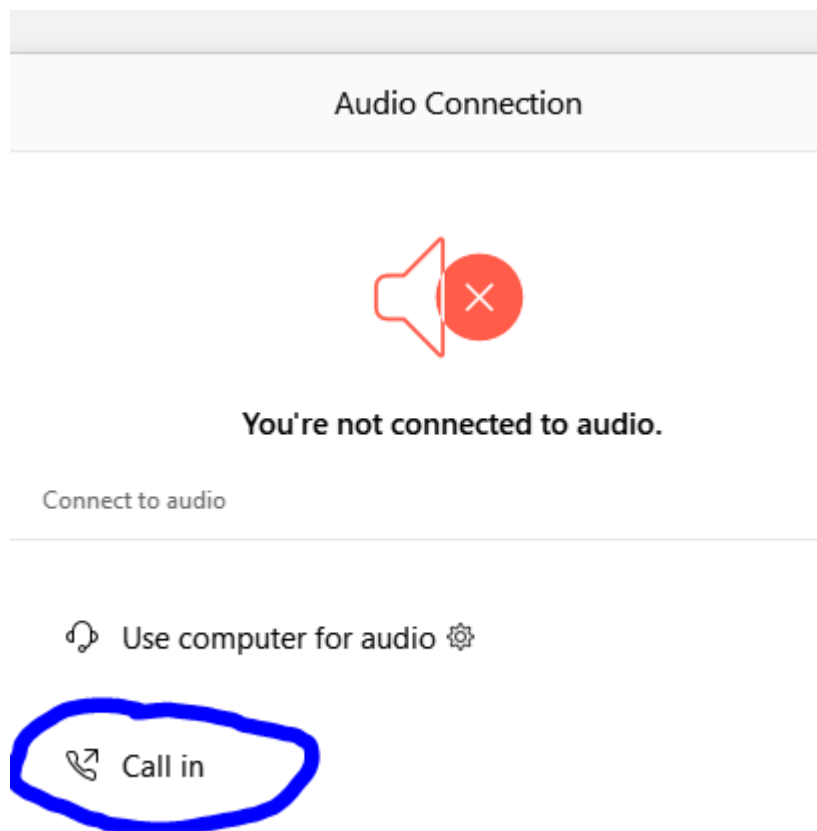
If you join the meeting using your computer's microphone and audio, or you didn't connect audio at all, you can still set that up while you are in the meeting.

Select 'Communicate' and 'Audio Connection' from top left of your screen.

HOW TO – Join – DCA WebEx Event



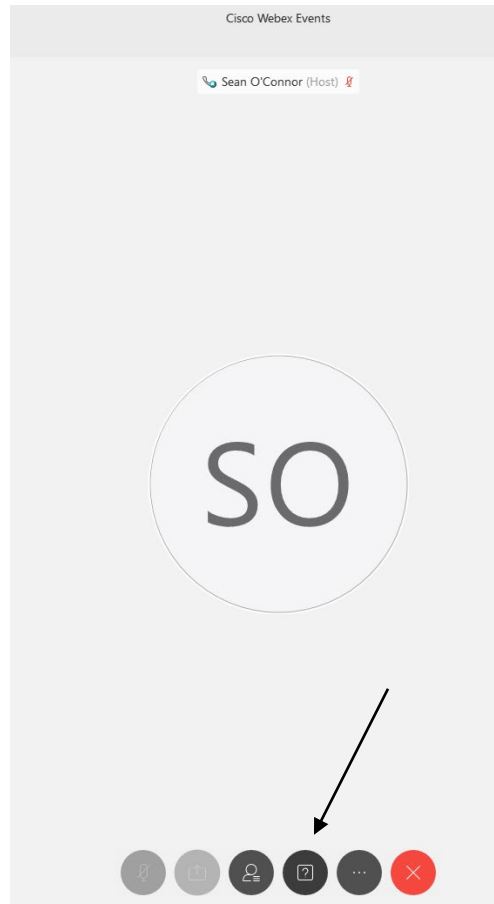
The 'Call In' information can be displayed by selecting 'Call in' then 'View'



You will then be presented the dial in information for you to call in from any phone.

Participating During a Public Comment Period

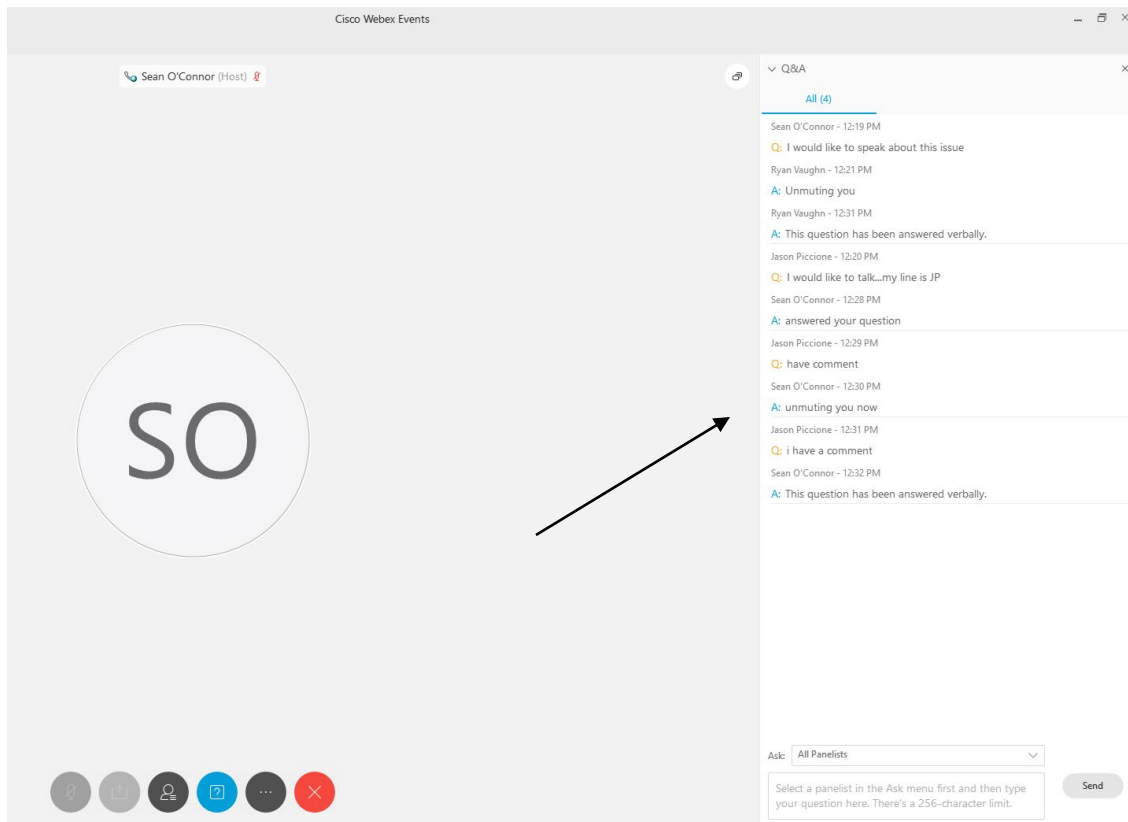
At certain times during the event, the facilitator may call for public comment. If you would like to make a public comment, click on the 'Q and A' button near the bottom, center of your WebEx session.



This will bring up the 'Q and A' chat box.

NOTE: The 'Q and A' button will only be available when the event host opens it during a public comment period.

HOW TO – Join – DCA WebEx Event



To request time to speak during a public comment period, make sure the 'Ask' menu is set to 'All panelists' and type 'I would like to make a public comment'.

Attendee lines will be unmuted in the order the requests were received, and you will be allowed to present public comment.

NOTE: Your line will be muted at the end of the allotted public comment duration. You will be notified when you have 10 seconds remaining.